



**For Immediate Release
November 25, 2013**

**Contact: Jenna White
(281) 460-8545**

Young Conservatives of Texas Releases Straw Poll Analysis

Austin, Texas – Today, Young Conservatives of Texas (YCT) released in-depth results of their 2014 Statewide Grassroots Straw Poll.

A total of 5,568 online ballots were cast, making the YCT straw poll the largest held so far in the 2014 Texas election cycle. When narrowed down to just votes cast within Texas, that number goes down to 4,275.

“The grassroots can help their favorite conservative candidates gain much needed momentum by participating in straw polls,” said YCT State Chairman, Jeff Morris. “Straw polls help paint a picture of how the electorate feels in a particular race and give candidates credibility when fundraising and requesting speaking engagements.”

Unlike many online straw polls, the YCT straw poll allowed only one vote per IP address to decrease duplicate voting. Additionally, names on the ballot were randomized and voters were given the option of ‘No Preference’ when casting their ballots.

“I am glad we conducted our straw poll with a ‘No Preference’ option,” said YCT Executive Director, Jenna White. “If you look at the down ballot races, with the exception of Land Commissioner – which has a Bush on the ballot – most people at this point have no idea who they are going to support for these positions.”

“It was an honor to see candidates running for office at all levels pushing this straw poll on social media and through email,” continued State Chairman, Jeff Morris. “I think the only problem we ran into with the poll was a lack of compatibility on mobile. In the future, we will make sure the app we use for the straw poll can be accessed by cell phones.”

Please continue reading below for in-depth analysis on each race.

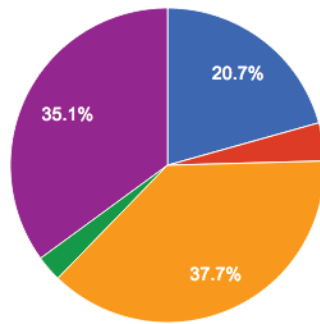
* ‘Percentage of Vote – Candidates’ excludes ‘No Preference’ option. These are the results that we consider in calculating the winner of the straw poll.

U.S. SENATE

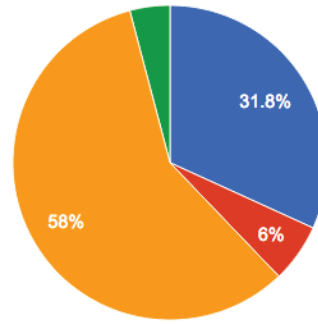
Sen. John Cornyn received 2,099 votes, giving him 37.7% of total votes cast and 58% when 'No Preference' was excluded from the results. In recent months, many in the conservative movement have pushed to find a competitive alternative to Sen. Cornyn with no avail. This sentiment is reflected in the 55.8% that combined chose 'No Preference' (35.1%) or the relatively unknown Dwayne Stovall (20.7%) over the seated Senator.

- Dwayne Stovall
- Erick Wyatt
- John Cornyn
- Linda Vega
- No Preference

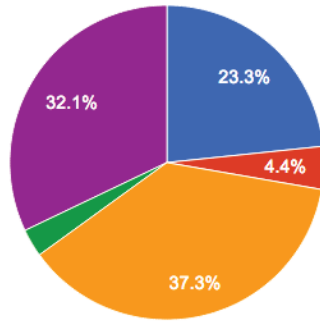
PERCENTAGE OF VOTE
RAW



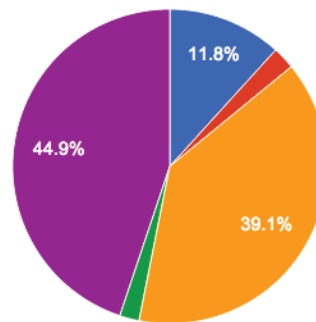
PERCENTAGE OF VOTE
CANDIDATES *



PERCENTAGE OF VOTE
INSIDE TEXAS



PERCENTAGE OF VOTE
OUTSIDE TEXAS



Total Votes:

Cornyn – 2,099 (1,594 in Texas)
 Stovall – 1,150 (998 in Texas)
 Wyatt – 218 (188 in Texas)

Vega – 149 (123 in Texas)
 No Preference – 1,952 (1,372 in Texas)

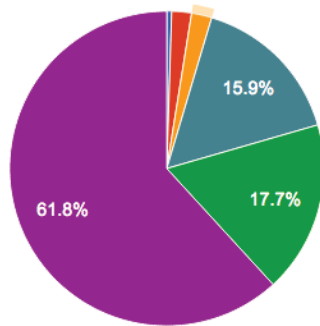
* 'Percentage of Vote – Candidates' excludes 'No Preference' option. These are the results that we consider in calculating the winner of the straw poll.

GOVERNOR

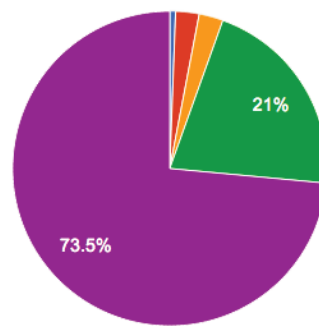
Attorney General Greg Abbott received 3,442 votes, giving him 61.8% of total votes cast and 73.5% when 'No Preference' was excluded from the results. Since announcing his candidacy in July, General Abbott has been running largely as if he is unopposed in the Republican Primary. Tom Pauken, his closest competitor received just 17.7% of total votes cast in our poll. Pauken also was an outlier as 48.5% of his vote came from outside of Texas.

- Miriam Martinez
- SECEDE Kilgore
- Lisa Fritsch
- No Preference
- Tom Pauken
- Greg Abbott

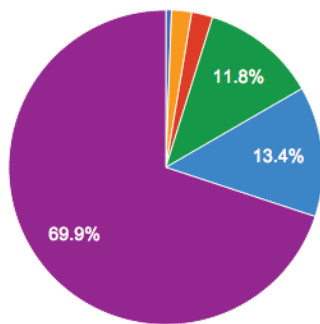
PERCENTAGE OF VOTE
RAW



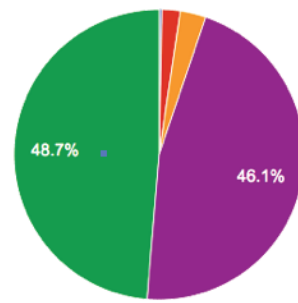
PERCENTAGE OF VOTE
CANDIDATES *



PERCENTAGE OF VOTE
INSIDE TEXAS



PERCENTAGE OF VOTE
OUTSIDE TEXAS



Total Votes:

Greg Abbott – 3,442 (2,990 in Texas)
 Tom Pauken – 983 (506 in Texas)
 Lisa Fritsch – 116 (88 in Texas)

SECEDE Kilgore – 113 (86 in Texas)
 Miriam Martinez – 28 (25 in Texas)
 No Preference – 886 (573 in Texas)

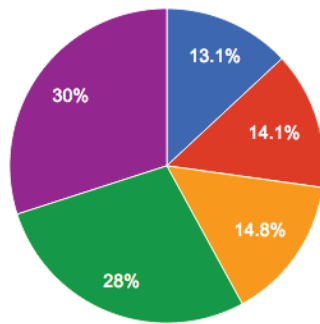
* 'Percentage of Vote – Candidates' excludes 'No Preference' option. These are the results that we consider in calculating the winner of the straw poll.

LT. GOVERNOR

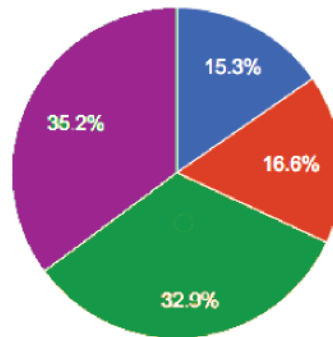
The race for Lt. Governor is the most competitive race this cycle. Land Commissioner Jerry Patterson narrowly won our poll, receiving 1,669 votes, giving him 30% of total votes cast and 35.2% when 'No Preference' was excluded from the results. Coming in a close second was Sen. Dan Patrick with 28% of the vote. At this point, it appears Lt. Governor Dewhurst is in trouble if things do not change before the March Primary. In our poll 40.5% of his vote came from outside Texas.

- David Dewhurst
- Todd Staples
- No Preference
- Dan Patrick
- Jerry Patterson

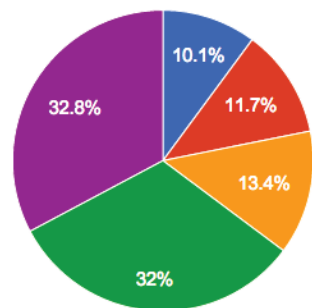
PERCENTAGE OF VOTE
RAW



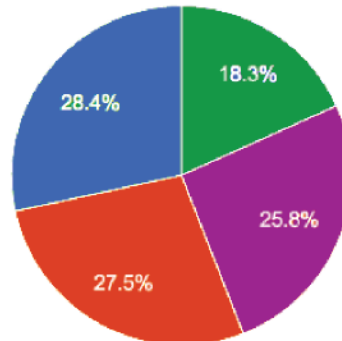
PERCENTAGE OF VOTE
CANDIDATES *



PERCENTAGE OF VOTE
INSIDE TEXAS



PERCENTAGE OF VOTE
OUTSIDE TEXAS



Total Votes:

Jerry Patterson – 1,669 (1,401 in Texas)
 Dan Patrick – 1,559 (1,369 in Texas)
 Todd Staples – 787 (501 in Texas)

David Dewhurst – 728 (433 in Texas)
 No Preference – 825 (571 in Texas)

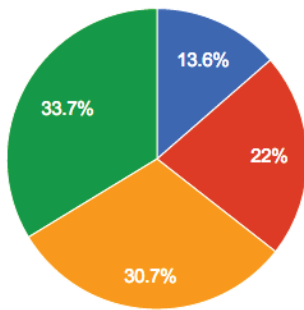
* 'Percentage of Vote – Candidates' excludes 'No Preference' option. These are the results that we consider in calculating the winner of the straw poll.

ATTORNEY GENERAL

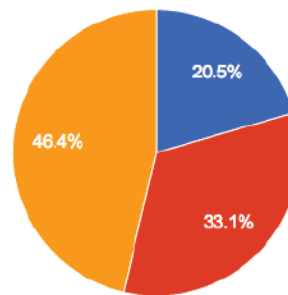
Sen. Ken Paxton received 1,712 votes, giving him 30.7% of total votes cast and 46.4% when 'No Preference' was excluded from the results. Commissioner Barry Smitherman came in second with 22% of the vote, followed by Rep. Dan Branch in a distant third with 13.6% of the vote. 33.7% expressed no preference in the race, showing much of the electorate has not given this position much thought. 48.5% of Branch's vote came from outside Texas.

- Dan Branch
- Barry Smitherman
- Ken Paxton
- No Preference

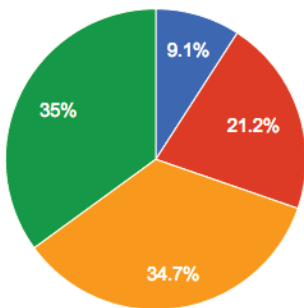
PERCENTAGE OF VOTE
RAW



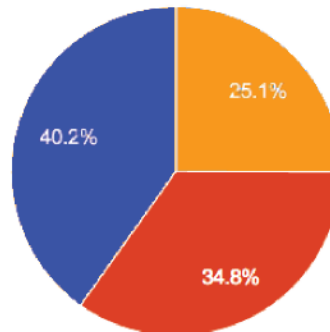
PERCENTAGE OF VOTE
CANDIDATE *



PERCENTAGE OF VOTE
INSIDE TEXAS



PERCENTAGE OF VOTE
OUTSIDE TEXAS



Total Votes:

Ken Paxton – 1,712 (1,483 in Texas)
Barry Smitherman – 1,223 (905 in Texas)

Dan Branch – 757 (390 in Texas)
No Preference – 1,876 (1,497 in Texas)

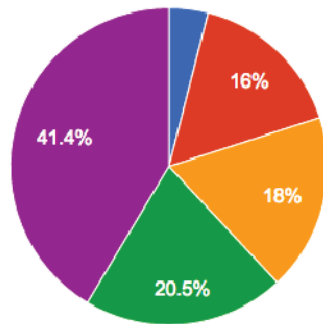
* 'Percentage of Vote – Candidates' excludes 'No Preference' option. These are the results that we consider in calculating the winner of the straw poll.

COMPTROLLER

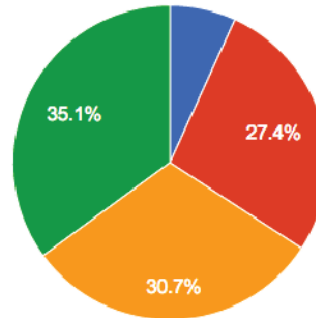
In the race for comptroller, 41.4% of voters marked 'No Preference' on their ballot. Sen. Glenn Hegar was the top pick of people choosing a candidate in this race, receiving 1,144 votes or 35.1%. An interesting outlier in this poll can be found by looking at the results for Rep. Harvey Hilderbran, whom received 67.9% of his votes from out-of-state voters.

- Raul Torres
- Harvey Hilderbran
- Debra Medina
- Glenn Hegar
- No Preference

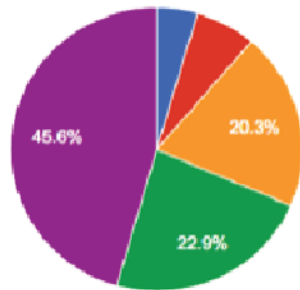
PERCENTAGE OF VOTE
RAW



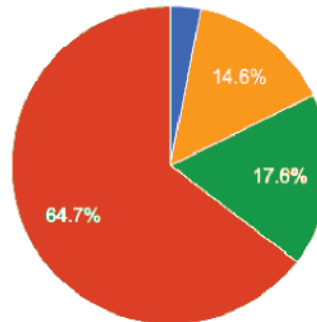
PERCENTAGE OF VOTE
CANDIDATES*



PERCENTAGE OF VOTE
INSIDE TEXAS



PERCENTAGE OF VOTE
OUTSIDE TEXAS



Total Votes:

Glenn Hegar – 1,144 (979 in Texas)
 Debra Medina – 1,003 (866 in Texas)
 Harvey Hilderbran – 893 (287 in Texas)

Raul Torres – 222 (193 in Texas)
 No Preference – 2,306 (1,950 in Texas)

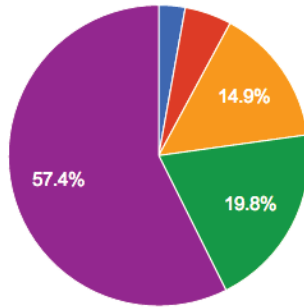
* 'Percentage of Vote – Candidates' excludes 'No Preference' option. These are the results that we consider in calculating the winner of the straw poll.

AGRICULTURE COMMISSIONER

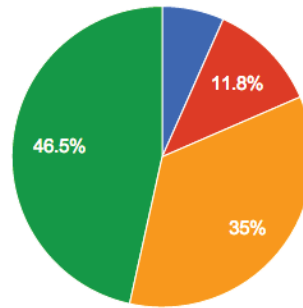
57.4% of voters had 'No Preference' in the Ag. Commission race (the highest percentage of any race on the ballot). Of the people who did make a choice, Eric Opiela lead the pack with 1,104 votes or 19.8% of the vote. An outlier can be found in this race as well, as 58.7% of Opiela's votes came from out-of-state. If you recalculate the totals using just the votes within Texas, Former Rep. Sid Miller has a 6-point lead on Opiela.

- J Carnes
- Tommy Merritt
- Sid Miller
- Eric Opiela
- No Preference

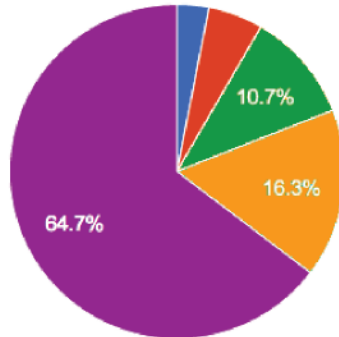
PERCENTAGE OF VOTE
RAW



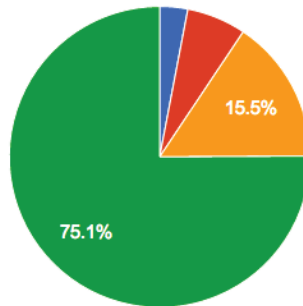
PERCENTAGE OF VOTE
CANDIDATES *



PERCENTAGE OF VOTE
INSIDE TEXAS



PERCENTAGE OF VOTE
OUTSIDE TEXAS



Total Votes:

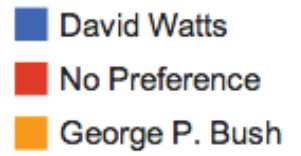
Eric Opiela – 1,104 (456 in Texas)
 Sid Miller – 830 (696 in Texas)
 Tommy Merritt – 281 (226 in Texas)

J Carnes – 158 (132 in Texas)
 No Preference – 3,195 (2,765 in Texas)

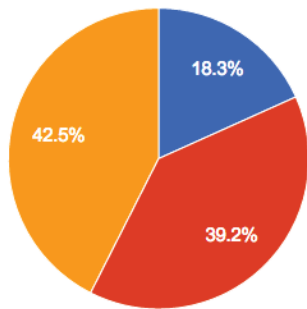
* 'Percentage of Vote – Candidates' excludes 'No Preference' option. These are the results that we consider in calculating the winner of the straw poll.

LAND COMMISSIONER

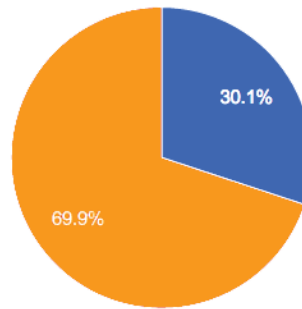
The race for Land Commissioner is the only “down ballot” race that had a clear-cut victory. The difference likely comes down to the fact that there is a Bush on the ballot. While many claim the Bush name doesn’t carry as much weight as it used to, in Texas it will likely play very well on the ballot. George P. Bush received a total of 2,368 votes, giving him 42.5% of total votes cast and 69.9% when ‘No Preference’ was excluded from the results. Bush was second only to Abbott in total votes received in this poll, likely due to name ID. However, 28.1% of Bush’s vote came from outside Texas.



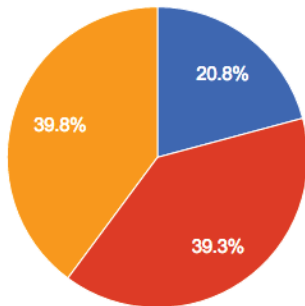
PERCENTAGE OF VOTE
RAW



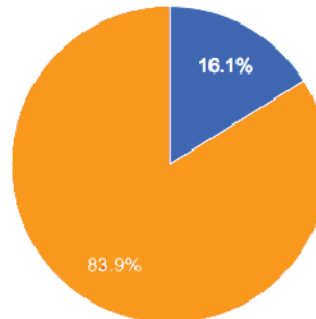
PERCENTAGE OF VOTE
CANDIDATES *



PERCENTAGE OF VOTE
INSIDE TEXAS



PERCENTAGE OF VOTE
OUTSIDE TEXAS



Total Votes:

George P. Bush – 2,368 (1,703 in Texas)

David Watts – 1,018 (890 in Texas)

No Preference – 2,182 (1,682 in Texas)

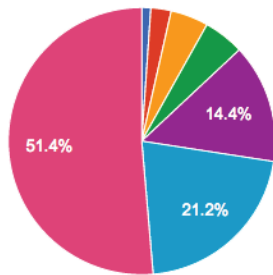
* ‘Percentage of Vote – Candidates’ excludes ‘No Preference’ option. These are the results that we consider in calculating the winner of the straw poll.

RAILROAD COMMISSIONER

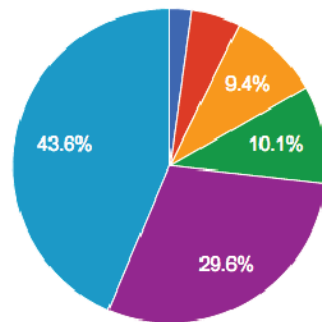
In the race for Railroad Commissioner, 51.4% of voters marked 'No Preference' on their ballot. Former Rep. Wayne Christian was the top pick of people choosing a candidate in this race, receiving 1,180 votes or 21.2%, that number goes up to 43.6% if 'No Preference' is not taken into account. Becky Berger was the outlier in this race with 64.3% of her total votes coming from out-of-state voters.

- Ray Keller
- Joe Pool Jr.
- Malachi Boyuls
- Ryan Sitton
- Becky Berger
- Wayne Christian
- No Preference

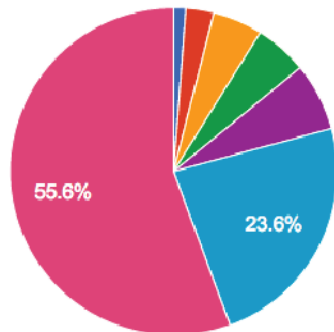
PERCENTAGE OF VOTE RAW



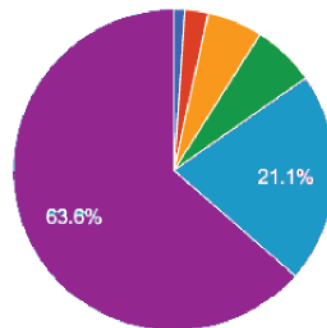
PERCENTAGE OF VOTE CANDIDATES *



PERCENTAGE OF VOTE INSIDE TEXAS



PERCENTAGE OF VOTE OUTSIDE TEXAS



Total Votes:

Wayne Christian – 1,180 (1,009 in Texas)
 Becky Berger – 802 (286 in Texas)
 Ryan Sitton – 273 (222 in Texas)
 Malachi Boyuls – 255 (210 in Texas)

Joe Pool Jr – 137 (118 in Texas)
 Ray Keller – 61 (52 in Texas)
 No Preference – 2,860 (2,378 in Texas)

* 'Percentage of Vote – Candidates' excludes 'No Preference' option. These are the results that we consider in calculating the winner of the straw poll.

WINNERS (EXCLUDING NO PREFERENCE):

U.S. Senate – John Cornyn
Governor – Greg Abbott
Lt. Governor – Jerry Patterson
Attorney General – Ken Paxton
Comptroller – Glenn Hegar
Ag. Commissioner – Eric Opiela
Land Commissioner – George P. Bush
Railroad Commissioner – Wayne Christian

WINNERS OF TEXAS VOTE (EXCLUDING NO PREFERENCE):

U.S. Senate – John Cornyn
Governor – Greg Abbott
Lt. Governor – Jerry Patterson
Attorney General – Ken Paxton
Comptroller – Glenn Hegar
Ag. Commissioner – Sid Miller
Land Commissioner – George P. Bush
Railroad Commissioner – Wayne Christian

CANDIDATES WITH HIGHEST PERCENTAGE OF THEIR VOTE FROM OUT-OF-STATE:

U.S. Senate – John Cornyn (24.1%)
Governor – Tom Pauken (48.5%)
Lt. Governor – David Dewhurst (40.5%)
Attorney General – Dan Branch (48.5%)
Comptroller – Harvey Hilderbran (67.9%)
Ag. Commissioner – Eric Opiela (58.7%)
Land Commissioner – George P. Bush (28.1%)
Railroad Commissioner – Becky Berger (64.3%)

Young Conservatives of Texas is a non-partisan organization that has promoted conservatism at universities across the Lone Star State for over three decades. The State's most active political youth organization, YCT is composed of hundreds of members and alumni who participate in the full spectrum of politics. YCT issues the most respected ratings of the Texas legislature and is the only conservative group to have done so without interruption over the past 20 legislative sessions. For more information about YCT, please visit www.YCT.org.

* 'Percentage of Vote – Candidates' excludes 'No Preference' option. These are the results that we consider in calculating the winner of the straw poll.